

## Weekly TV Rankings Date Range: Sep. 16 - Sep. 22, 2013
























## Free Report

To get access to full Twitter TV Rankings & Reports for 247 US TV networks and their programs please contact [sgi@socialguide.com](mailto:sgi@socialguide.com)

## Twitter TV Audience Snapshot

Tweets:	15,694,789
Uniques:	4,508,230
Avg. # of Followers/Unique:	670
Twitter TV Programs:	2,787
Avg. # of Tweets/Unique:	3.48













## All Programs Report

RANK	NETWORK(S)	PROGRAM	TYPE	UNIQUES (Share)	FOLLOWERS/ UNIQUE	TWEETS (Share)	TWEETS/ UNIQUE
1		The 65th Primetime Emmy Awards	Special	331,968 (7.36%)	967	924,667 (5.89%)	2.79
2		Breaking Bad	Series	248,802 (5.52%)	520	417,856 (2.66%)	1.68
3	  	NFL Football	Sports event	233,689 (5.18%)	621	543,744 (3.46%)	2.33
4	  	NFL Football	Sports event	196,981 (4.37%)	569	380,254 (2.42%)	1.93
5		NFL Football	Sports event	190,535 (4.23%)	581	359,911 (2.29%)	1.89
6		NFL Football	Sports event	167,414 (3.71%)	622	325,062 (2.07%)	1.94
7		The X Factor	Series	148,854 (3.30%)	1,013	397,100 (2.53%)	2.67
8		NFL Football	Sports event	143,672 (3.19%)	587	289,526 (1.84%)	2.02
9	  	MLB Baseball	Sports event	133,852 (2.97%)	580	242,854 (1.55%)	1.81
10	  	SportsCenter	Series	130,539 (2.90%)	391	190,474 (1.21%)	1.46
11		Dancing With the Stars	Series	123,125 (2.73%)	527	230,243 (1.47%)	1.87
12		NFL Football	Sports event	118,285 (2.62%)	551	229,213 (1.46%)	1.94
13		NFL Football	Sports event	117,060 (2.60%)	554	234,201 (1.49%)	2.00
14		NFL Football	Sports event	109,442 (2.43%)	620	238,051 (1.52%)	2.18
15		Fútbol Inglés	Sports event	84,496 (1.87%)	630	230,358 (1.47%)	2.73



































## Weekly TV Rankings Date Range: Sep. 16 - Sep. 22, 2013

## Free Report

To get access to full Twitter TV Rankings & Reports for 247 US TV networks and their programs please contact [sgi@socialguide.com](mailto:sgi@socialguide.com)













RANK	NETWORK(S)	PROGRAM	TYPE	UNIQUES (Share)	FOLLOWERS/ UNIQUE	TWEETS (Share)	TWEETS/ UNIQUE
16		NFL Football	Sports event	88,570 (1.96%)	703	175,960 (1.12%)	1.99
17		America's Got Talent	Series	85,210 (1.89%)	441	212,397 (1.35%)	2.49
18	 	Dexter	Series	83,794 (1.86%)	520	156,202 (1.00%)	1.86
19		NFL Football	Sports event	77,843 (1.73%)	592	153,250 (0.98%)	1.97
20		English Premier League Soccer	Sports event	72,832 (1.62%)	621	200,726 (1.28%)	2.76
21		NFL Football	Sports event	76,722 (1.70%)	700	144,207 (0.92%)	1.88
22		NFL Football	Sports event	75,511 (1.67%)	639	156,665 (1.00%)	2.07
23		UFC 165: Jones vs. Gustafsson	Sports event	65,162 (1.45%)	690	160,847 (1.02%)	2.47
24	 	Big Brother	Series	60,949 (1.35%)	547	178,857 (1.14%)	2.93
25		NFL Football	Sports event	65,361 (1.45%)	670	123,518 (0.79%)	1.89

## Series Report

RANK	NETWORK(S)	PROGRAM	TYPE	UNIQUES (Share)	FOLLOWERS/ UNIQUE	TWEETS (Share)	TWEETS/ UNIQUE
1	 	Breaking Bad	Series	248,802 (5.52%)	520	417,856 (2.66%)	1.68
2		The X Factor	Series	148,854 (3.30%)	1,013	397,100 (2.53%)	2.67
3	 	SportsCenter	Series	130,539 (2.90%)	391	190,474 (1.21%)	1.46
4		Dancing With the Stars	Series	123,125 (2.73%)	527	230,243 (1.47%)	1.87
5		America's Got Talent	Series	85,210 (1.89%)	441	212,397 (1.35%)	2.49
6	 	Dexter	Series	83,794 (1.86%)	520	156,202 (1.00%)	1.86
7	 	Big Brother	Series	60,949 (1.35%)	547	178,857 (1.14%)	2.93
8	 	WWE Monday Night RAW	Series	54,555 (1.21%)	667	177,672 (1.13%)	3.26
9		Duck Dynasty	Series	55,682 (1.24%)	343	79,392 (0.51%)	1.43
10	     	How I Met Your Mother	Series	44,328 (0.98%)	416	59,795 (0.38%)	1.35
11	  	The Ellen DeGeneres Show	Series	39,014 (0.87%)	623	51,709 (0.33%)	1.33
12		Sons of Anarchy	Series	36,961 (0.82%)	424	62,627 (0.40%)	1.69
13	    	The Big Bang Theory	Series	37,307 (0.83%)	603	48,374 (0.31%)	1.30
14		New Girl	Series	36,954 (0.82%)	373	50,725 (0.32%)	1.37
15		Sleepy Hollow	Series	33,888 (0.75%)	544	65,511 (0.42%)	1.93
16	 <small>COMEDY CENTRAL</small>	Tosh.0	Series	35,802 (0.79%)	377	46,877 (0.30%)	1.31
17		Bad Girls Club: Miami	Series	31,306 (0.69%)	1,065	71,159 (0.45%)	2.27
18	 <small>COMEDY CENTRAL</small>	South Park	Series	35,150 (0.78%)	497	44,340 (0.28%)	1.26

Weekly TV Rankings Date Range: Sep. 16 - Sep. 22, 2013
























**Free Report**  
 To get access to full Twitter TV  
 Rankings & Reports for 247 US TV  
 networks and their programs please  
 contact [sgi@socialguide.com](mailto:sgi@socialguide.com)

RANK	NETWORK(S)	PROGRAM	TYPE	UNIQUES (Share)	FOLLOWERS/ UNIQUE	TWEETS (Share)	TWEETS/ UNIQUE
19	 <small>[adult swim]</small>   	Family Guy	Series	32,193 (0.71%)	638	36,660 (0.23%)	1.14
20	 	Grey's Anatomy	Series	28,942 (0.64%)	390	40,682 (0.26%)	1.41
21		Survivor	Series	25,480 (0.57%)	457	60,184 (0.38%)	2.36
22	 <small>COMEDY CENTRAL</small>	Key & Peele	Series	26,545 (0.59%)	490	36,018 (0.23%)	1.36
23		Good Morning America	Series	25,017 (0.55%)	841	44,390 (0.28%)	1.77
24		Devious Maids	Series	20,253 (0.45%)	524	41,947 (0.27%)	2.07
25	 	The Fresh Prince of Bel-Air	Series	22,539 (0.50%)	751	25,504 (0.16%)	1.13

## Weekly TV Rankings Date Range: Sep. 16 - Sep. 22, 2013

**Free Report**  
To get access to full Twitter TV  
Rankings & Reports for 247 US TV  
networks and their programs please  
contact [sgi@socialguide.com](mailto:sgi@socialguide.com)








## Primetime Report (Airtime)

RANK	NETWORK(S)	PROGRAM	TYPE	DATE	UNIQUES (Share)	FOLLOWERS/ UNIQUE	TWEETS (Share)	TWEETS/ UNIQUE
1		<b>The 65th Primetime Emmy Awards</b> (New) Honoring excellence in television, at the Nokia...	Special	09/22	231,071 (5.13%)	917	624,723 (3.98%)	2.70
2	  	<b>NFL Football</b> (New) Kansas City Chiefs at Philadelphia Eagles	Sports event	09/19	174,306 (3.87%)	624	388,585 (2.48%)	2.23
3		<b>NFL Football</b> (New) Chicago Bears at Pittsburgh Steelers: The Bears...	Sports event	09/22	151,105 (3.35%)	576	271,797 (1.73%)	1.80
4	  	<b>NFL Football</b> (New) Pittsburgh Steelers at Cincinnati Bengals: Quar...	Sports event	09/16	138,569 (3.07%)	559	248,430 (1.58%)	1.79
5		<b>Dancing With the Stars</b> (New) The couples perform for the judges.	Series	09/16	112,800 (2.50%)	502	204,094 (1.30%)	1.81
6		<b>Breaking Bad</b> (New) Granite State: A conclusion closes in from even...	Series	09/22	99,226 (2.20%)	508	157,480 (1.00%)	1.59
7		<b>The X Factor</b> (New) Auditions No. 3: More hopefuls try to impress t...	Series	09/18	87,803 (1.95%)	1,006	212,662 (1.35%)	2.42
8		<b>UFC 165: Jones vs. Gustafsson</b> (New) Khabib Nurmagomedov vs. Pat Healy; Francis Carm...	Sports event	09/21	54,401 (1.21%)	650	131,154 (0.84%)	2.41
9		<b>Big Brother</b> (New) The jury votes for the winner of the \$500,000 f...	Series	09/18	51,421 (1.14%)	526	149,333 (0.95%)	2.90
10		<b>The X Factor</b> (New) Auditions No. 4: Solo artists and vocal groups ...	Series	09/19	54,276 (1.20%)	1,059	117,267 (0.75%)	2.16
11		<b>WWE Monday Night RAW</b> (New) Night of Champions PPV results. Did Randy Orton...	Series	09/16	44,542 (0.99%)	661	155,607 (0.99%)	3.49
12		<b>America's Got Talent</b> (New) The winner is announced; performances by Luke B...	Series	09/18	45,679 (1.01%)	422	95,580 (0.61%)	2.09
13		<b>America's Got Talent</b> (New) Six acts perform for the final time.	Series	09/17	42,530 (0.94%)	422	92,603 (0.59%)	2.18
14		<b>College Football</b> (New) Auburn at LSU	Sports event	09/21	34,769 (0.77%)	731	69,756 (0.44%)	2.01
15		<b>College Football</b> (New) Michigan at Connecticut	Sports event	09/21	35,537 (0.79%)	566	59,112 (0.38%)	1.66
16		<b>Dexter</b> (New) Remember the Monsters?	Series	09/22	26,416 (0.59%)	524	41,611 (0.27%)	1.58
17		<b>Sleepy Hollow</b> (New) Pilot: Ichabod Crane finds himself 250 years in...	Series	09/16	23,966 (0.53%)	521	46,085 (0.29%)	1.92
18		<b>Survivor</b> (New) Blood Is Thicker Than Anything: The contestants...	Series	09/18	22,007 (0.49%)	433	53,089 (0.34%)	2.41
19		<b>Sons of Anarchy</b> (New) One One Six: Jax deals with collateral damage a...	Series	09/17	21,982 (0.49%)	411	36,389 (0.23%)	1.66

## Weekly TV Rankings Date Range: Sep. 16 - Sep. 22, 2013

## Free Report

To get access to full Twitter TV Rankings & Reports for 247 US TV networks and their programs please contact [sgi@socialguide.com](mailto:sgi@socialguide.com)





















RANK	NETWORK(S)	PROGRAM	TYPE	DATE	UNIQUES (Share)	FOLLOWERS/ UNIQUE	TWEETS (Share)	TWEETS/ UNIQUE
20		<b>College Football (New)</b> Clemson at North Carolina State	Sports event	09/19	21,366 (0.47%)	687	33,391 (0.21%)	1.56
21		<b>Duck Dynasty (New)</b> John Luke After Dentist: Sadie and John Luke un...	Series	09/18	21,535 (0.48%)	317	31,123 (0.20%)	1.45
22		<b>Bad Girls Club: Miami (New)</b> The Queens of Key West: An explosive confrontat...	Series	09/17	18,944 (0.42%)	1,044	44,839 (0.29%)	2.37
23		<b>New Girl (New)</b> All In: When Nick and Jess head to a Mexican be...	Series	09/17	16,878 (0.37%)	359	22,751 (0.14%)	1.35
24		<b>College Football (New)</b> Colorado State at Alabama	Sports event	09/21	15,856 (0.35%)	693	23,340 (0.15%)	1.47
25	 	<b>MLB Baseball (New)</b> Baltimore Orioles at Boston Red Sox	Sports event	09/19	14,464 (0.32%)	525	21,989 (0.14%)	1.52

## Weekly TV Rankings Date Range: Sep. 16 - Sep. 22, 2013

## Free Report

To get access to full Twitter TV Rankings & Reports for 247 US TV networks and their programs please contact [sgi@socialguide.com](mailto:sgi@socialguide.com)







## Episodes Report (Airtime)

RANK	NETWORK(S)	PROGRAM	TYPE	DATE	UNIQUES (Share)	FOLLOWERS/ UNIQUE	TWEETS (Share)	TWEETS/ UNIQUE
1		<b>The 65th Primetime Emmy Awards</b> (New) Honoring excellence in television, at the Nokia...	Special	09/22	231,071 (5.13%)	917	624,723 (3.98%)	2.70
2		<b>Dancing With the Stars</b> (New) The couples perform for the judges.	Series	09/16	112,800 (2.50%)	502	204,094 (1.30%)	1.81
3		<b>Breaking Bad</b> (New) Granite State: A conclusion closes in from even...	Series	09/22	99,226 (2.20%)	508	157,480 (1.00%)	1.59
4		<b>The X Factor</b> (New) Auditions No. 3: More hopefuls try to impress t...	Series	09/18	87,803 (1.95%)	1,006	212,662 (1.35%)	2.42
5		<b>Big Brother</b> (New) The jury votes for the winner of the \$500,000 f...	Series	09/18	51,421 (1.14%)	526	149,337 (0.95%)	2.90
6		<b>The X Factor</b> (New) Auditions No. 4: Solo artists and vocal groups ...	Series	09/19	54,276 (1.20%)	1,059	117,267 (0.75%)	2.16
7		<b>WWE Monday Night RAW</b> (New) Night of Champions PPV results. Did Randy Orton...	Series	09/16	44,661 (0.99%)	661	155,874 (0.99%)	3.49
8		<b>America's Got Talent</b> (New) The winner is announced; performances by Luke B...	Series	09/18	45,685 (1.01%)	422	95,591 (0.61%)	2.09
9		<b>America's Got Talent</b> (New) Six acts perform for the final time.	Series	09/17	42,533 (0.94%)	422	92,606 (0.59%)	2.18
10		<b>Dexter</b> (New) Remember the Monsters?	Series	09/22	26,416 (0.59%)	524	41,611 (0.27%)	1.58
11		<b>Sleepy Hollow</b> (New) Pilot: Ichabod Crane finds himself 250 years in...	Series	09/16	23,966 (0.53%)	521	46,085 (0.29%)	1.92
12		<b>Survivor</b> (New) Blood Is Thicker Than Anything: The contestants...	Series	09/18	22,007 (0.49%)	433	53,089 (0.34%)	2.41
13		<b>Sons of Anarchy</b> (New) One One Six: Jax deals with collateral damage a...	Series	09/17	22,891 (0.51%)	415	37,924 (0.24%)	1.66
14		<b>Remember the Titans</b> In Virginia, high school football is a way of l...	Feature Film	09/21	22,256 (0.49%)	387	24,883 (0.16%)	1.12
15		<b>Duck Dynasty</b> (New) John Luke After Dentist: Sadie and John Luke un...	Series	09/18	21,585 (0.48%)	318	31,184 (0.20%)	1.44
16		<b>Titanic</b> James Cameron's "Titanic" is an epic, action-pa...	Feature Film	09/21	21,891 (0.49%)	481	24,575 (0.16%)	1.12
17		<b>Bad Girls Club: Miami</b> (New) The Queens of Key West: An explosive confrontat...	Series	09/17	19,013 (0.42%)	1,043	44,976 (0.29%)	2.37
18	 	<b>Grease</b> Experience the friendships, romances and advent...	Feature Film	09/16	19,053 (0.42%)	425	22,161 (0.14%)	1.16
19		<b>Bridesmaids</b> Annie (Kristen Wiig) is a single woman whose ow...	Feature Film	09/20	18,334 (0.41%)	407	20,181 (0.13%)	1.10

## Weekly TV Rankings Date Range: Sep. 16 - Sep. 22, 2013

## Free Report

To get access to full Twitter TV Rankings & Reports for 247 US TV networks and their programs please contact [sgi@socialguide.com](mailto:sgi@socialguide.com)

RANK	NETWORK(S)	PROGRAM	TYPE	DATE	UNIQUES (Share)	FOLLOWERS/ UNIQUE	TWEETS (Share)	TWEETS/ UNIQUE
20		<b>New Girl</b> (New) All In: When Nick and Jess head to a Mexican be...	Series	09/17	16,878 (0.37%)	359	22,751 (0.14%)	1.35
21		<b>The Breakfast Club</b> Five high school students from different walks ...	Feature Film	09/21	16,196 (0.36%)	415	18,188 (0.12%)	1.12
22		<b>Key &amp; Peele</b> (New) The return of Mr. Garvey; A-Aron; Jordan's girl...	Series	09/18	13,158 (0.29%)	405	17,075 (0.11%)	1.30
23		<b>Under the Dome</b> (New) Curtains: Secrets are revealed; Big Jim wants t...	Series	09/16	10,507 (0.23%)	447	24,948 (0.16%)	2.37
24		<b>Live From the Red Carpet: Primetime Emmy Awards</b> (New) Hosts Ryan Seacrest, Giuliana Rancic, Ross Math...	Special	09/22	10,729 (0.24%)	1,160	22,111 (0.14%)	2.06
25		<b>Basketball Wives</b> (New) Tasha's jokes land her and Suzie in trouble wit...	Series	09/16	10,508 (0.23%)	1,010	21,167 (0.13%)	2.01























## Weekly TV Rankings Date Range: Sep. 16 - Sep. 22, 2013

## Free Report

To get access to full Twitter TV Rankings & Reports for 247 US TV networks and their programs please contact [sgi@socialguide.com](mailto:sgi@socialguide.com)






## Sports Events Report

RANK	NETWORK(S)	PROGRAM	TYPE	DATE	UNIQUES (Share)	FOLLOWERS/ UNIQUE	TWEETS (Share)	TWEETS/ UNIQUE
1		<b>NFL Football</b> Kansas City Chiefs at Philadelphia Eagles	Sports event	09/19	233,689 (5.18%)	621	543,744 (3.46%)	2.33
2		<b>NFL Football</b> Pittsburgh Steelers at Cincinnati Bengals: Quar...	Sports event	09/16	196,981 (4.37%)	569	380,254 (2.42%)	1.93
3		<b>NFL Football</b> Chicago Bears at Pittsburgh Steelers: The Bears...	Sports event	09/22	190,535 (4.23%)	581	359,911 (2.29%)	1.89
4		<b>NFL Football</b> New York Giants at Carolina Panthers	Sports event	09/22	167,414 (3.71%)	622	325,062 (2.07%)	1.94
5		<b>NFL Football</b> Indianapolis Colts at San Francisco 49ers	Sports event	09/22	143,672 (3.19%)	587	289,526 (1.84%)	2.02
6		<b>MLB Baseball</b> San Francisco Giants at New York Yankees	Sports event	09/22	133,852 (2.97%)	580	242,854 (1.55%)	1.81
7		<b>NFL Football</b> Cleveland Browns at Minnesota Vikings	Sports event	09/22	118,285 (2.62%)	551	229,213 (1.46%)	1.94
8		<b>NFL Football</b> Green Bay Packers at Cincinnati Bengals	Sports event	09/22	117,060 (2.60%)	554	234,201 (1.49%)	2.00
9		<b>NFL Football</b> St. Louis Rams at Dallas Cowboys	Sports event	09/22	109,442 (2.43%)	620	238,051 (1.52%)	2.18
10		<b>Fútbol Inglés</b> Manchester City FC vs. Manchester United FC: De...	Sports event	09/22	84,496 (1.87%)	630	230,358 (1.47%)	2.73
11		<b>NFL Football</b> Detroit Lions at Washington Redskins	Sports event	09/22	88,570 (1.96%)	703	175,960 (1.12%)	1.99
12		<b>English Premier League Soccer</b> Manchester City FC vs. Manchester United FC: Fr...	Sports event	09/22	72,832 (1.62%)	621	200,726 (1.28%)	2.76
13		<b>NFL Football</b> Buffalo Bills at New York Jets	Sports event	09/22	77,843 (1.73%)	592	153,250 (0.98%)	1.97
14		<b>NFL Football</b> Houston Texans at Baltimore Ravens	Sports event	09/22	75,511 (1.67%)	639	156,665 (1.00%)	2.07
15		<b>NFL Football</b> Tampa Bay Buccaneers at New England Patriots	Sports event	09/22	76,722 (1.70%)	700	144,207 (0.92%)	1.88
16		<b>UFC 165: Jones vs. Gustafsson</b> Khabib Nurmagomedov vs. Pat Healy; Francis Carm...	Sports event	09/21	65,162 (1.45%)	690	160,847 (1.02%)	2.47
17		<b>NFL Football</b> Atlanta Falcons at Miami Dolphins	Sports event	09/22	65,361 (1.45%)	670	123,518 (0.79%)	1.89
18		<b>NFL Football</b> Arizona Cardinals at New Orleans Saints	Sports event	09/22	63,818 (1.42%)	733	132,016 (0.84%)	2.07
19		<b>NFL Football</b> Jacksonville Jaguars at Seattle Seahawks	Sports event	09/22	62,422 (1.38%)	638	106,682 (0.68%)	1.71
20		<b>NFL Football</b> San Diego Chargers at Tennessee Titans	Sports event	09/22	54,800 (1.22%)	605	105,315 (0.67%)	1.92

## Weekly TV Rankings Date Range: Sep. 16 - Sep. 22, 2013

## Free Report

To get access to full Twitter TV Rankings & Reports for 247 US TV networks and their programs please contact [sgi@socialguide.com](mailto:sgi@socialguide.com)
























RANK	NETWORK(S)	PROGRAM	TYPE	DATE	UNIQUES (Share)	FOLLOWERS/ UNIQUE	TWEETS (Share)	TWEETS/ UNIQUE
21		<b>College Football</b> Auburn at LSU	Sports event	09/21	53,214 (1.18%)	710	116,334 (0.74%)	2.19
22		<b>College Football</b> Florida A&M at Ohio State	Sports event	09/21	55,444 (1.23%)	688	92,772 (0.59%)	1.67
23		<b>Fútbol UEFA Liga de Campeones</b> Galatasary A.S. vs. Real Madrid CF: Desde el Es...	Sports event	09/17	45,709 (1.01%)	572	160,562 (1.02%)	3.51
24		<b>College Football</b> Tennessee at Florida	Sports event	09/21	45,801 (1.02%)	639	90,193 (0.57%)	1.97
25	 <small>PRIME TICKET</small>	<b>MLB Baseball</b> Los Angeles Dodgers at Arizona Diamondbacks	Sports event	09/19	42,613 (0.95%)	517	118,627 (0.76%)	2.78

## Weekly TV Rankings Date Range: Sep. 16 - Sep. 22, 2013

## Free Report

To get access to full Twitter TV Rankings & Reports for 247 US TV networks and their programs please contact [sgi@socialguide.com](mailto:sgi@socialguide.com)



## Networks Report

RANK	NETWORK	UNIQUES (Share)	FOLLOWERS/ UNIQUE	TWEETS (Share)	TWEETS/ UNIQUE
1		915,732 (20.31%)	731	2,440,977 (15.55%)	2.67
2		884,304 (19.62%)	717	2,123,749 (13.53%)	2.40
3		743,515 (16.49%)	610	1,759,595 (11.21%)	2.37
4		692,676 (15.36%)	616	1,521,853 (9.70%)	2.20
5		455,546 (10.10%)	597	953,131 (6.07%)	2.09
6		237,899 (5.28%)	621	551,888 (3.52%)	2.32
7		244,944 (5.43%)	516	409,912 (2.61%)	1.67
8		231,675 (5.14%)	608	366,045 (2.33%)	1.58
9		206,588 (4.58%)	649	290,752 (1.85%)	1.41
10		175,222 (3.89%)	586	286,111 (1.82%)	1.63
11		171,145 (3.80%)	625	326,968 (2.08%)	1.91
12		170,341 (3.78%)	637	326,252 (2.08%)	1.92
13		165,469 (3.67%)	687	355,718 (2.27%)	2.15
14		147,259 (3.27%)	415	218,210 (1.39%)	1.48
15		130,814 (2.90%)	683	393,320 (2.51%)	3.01
16		131,505 (2.92%)	662	289,925 (1.85%)	2.20
17		130,081 (2.89%)	500	178,208 (1.14%)	1.37
18		121,577 (2.70%)	665	160,065 (1.02%)	1.32
19		104,642 (2.32%)	681	275,663 (1.76%)	2.63
20		103,652 (2.30%)	407	137,920 (0.88%)	1.33
21		88,114 (1.95%)	500	299,771 (1.91%)	3.40
22		88,049 (1.95%)	532	295,255 (1.88%)	3.35
23		97,027 (2.15%)	633	192,271 (1.23%)	1.98

## Weekly TV Rankings Date Range: Sep. 16 - Sep. 22, 2013

## Free Report

To get access to full Twitter TV Rankings & Reports for 247 US TV networks and their programs please contact [sgi@socialguide.com](mailto:sgi@socialguide.com)

RANK	NETWORK	UNIQUES (Share)	FOLLOWERS/ UNIQUE	TWEETS (Share)	TWEETS/ UNIQUE
24		93,221 (2.07%)	757	224,705 (1.43%)	2.41
25		96,522 (2.14%)	716	169,103 (1.08%)	1.75