



















Twitter TV Audience Snapshot

Tweets: 1,875,336
 Uniques: 938,091
 Avg. # of Followers/Unique: 627
 Twitter TV Programs: 941
 Avg. # of Tweets/Unique: 2.00

All Programs Report















RANK	NETWORK(S)	PROGRAM	TYPE	UNIQUES (Share)	FOLLOWERS/ UNIQUE	TWEETS (Share)	TWEETS/ UNIQUE
1	  	NFL Football	Sports event	196,981 (21.00%)	569	380,254 (20.28%)	1.93
2		Dancing With the Stars	Series	123,125 (13.13%)	527	230,243 (12.28%)	1.87
3		WWE Monday Night RAW	Series	52,876 (5.64%)	668	174,911 (9.33%)	3.31
4	 	Breaking Bad	Series	51,120 (5.45%)	561	61,565 (3.28%)	1.20
5		Sleepy Hollow	Series	31,178 (3.32%)	539	60,110 (3.21%)	1.93
6		English Premier League Soccer	Sports event	19,524 (2.08%)	690	47,617 (2.54%)	2.44
7		Basketball Wives	Series	15,893 (1.69%)	956	31,213 (1.66%)	1.96
8		NHL Preseason Hockey	Sports event	16,347 (1.74%)	594	27,348 (1.46%)	1.67
9		Under the Dome	Series	14,690 (1.57%)	474	32,363 (1.73%)	2.20
10	     	MLB Baseball	Sports event	15,246 (1.63%)	645	23,903 (1.27%)	1.57

Daily TV Rankings Date Range: Monday, Sep. 16, 2013
















Free Report

To get access to full Twitter TV Rankings & Reports for 246 US TV networks and their programs please contact sgi@socialguide.com











Series Report

RANK	NETWORK(S)	PROGRAM	TYPE	UNIQUES (Share)	FOLLOWERS/ UNIQUE	TWEETS (Share)	TWEETS/ UNIQUE
1		Dancing With the Stars	Series	123,125 (13.13%)	527	230,243 (12.28%)	1.87
2		WWE Monday Night RAW	Series	52,876 (5.64%)	668	174,911 (9.33%)	3.31
3	 	Breaking Bad	Series	51,120 (5.45%)	561	61,565 (3.28%)	1.20
4		Sleepy Hollow	Series	31,178 (3.32%)	539	60,110 (3.21%)	1.93
5		Basketball Wives	Series	15,893 (1.69%)	956	31,213 (1.66%)	1.96
6		Under the Dome	Series	14,690 (1.57%)	474	32,363 (1.73%)	2.20
7	 	Bones	Series	11,133 (1.19%)	471	26,437 (1.41%)	2.37
8	 	SportsCenter	Series	9,928 (1.06%)	389	11,154 (0.59%)	1.12
9		Teen Mom 3	Series	9,154 (0.98%)	658	12,292 (0.66%)	1.34
10	 	Piers Morgan Live	Series	7,464 (0.80%)	1,219	14,497 (0.77%)	1.94
























Primetime Report (Airtime)

RANK	NETWORK(S)	PROGRAM	TYPE	DATE	UNIQUES (Share)	FOLLOWERS/ UNIQUE	TWEETS (Share)	TWEETS/ UNIQUE
1	 <small>THE WORLDWIDE LEADER IN SPORTS</small>  	NFL Football (New) Pittsburgh Steelers at Cincinnati Bengals: Quar...	Sports event	09/16	138,569 (14.77%)	559	248,430 (13.25%)	1.79
2		Dancing With the Stars (New) The couples perform for the judges.	Series	09/16	112,800 (12.02%)	502	204,094 (10.88%)	1.81
3		WWE Monday Night RAW (New) Night of Champions PPV results. Did Randy Orton...	Series	09/16	44,542 (4.75%)	661	155,607 (8.30%)	3.49
4		Sleepy Hollow (New) Pilot: Ichabod Crane finds himself 250 years in...	Series	09/16	23,966 (2.55%)	521	46,085 (2.46%)	1.92
5		Under the Dome (New) Curtains: Secrets are revealed; Big Jim wants t...	Series	09/16	10,507 (1.12%)	447	24,948 (1.33%)	2.37
6		Basketball Wives (New) Tasha's jokes land her and Suzie in trouble wit...	Series	09/16	9,954 (1.06%)	1,004	20,404 (1.09%)	2.05
7	 <small>PS ARIZONA</small>	MLB Baseball (New) Los Angeles Dodgers at Arizona Diamondbacks	Sports event	09/16	8,202 (0.87%)	504	19,368 (1.03%)	2.36
8		Bones (New) The Secrets in the Proposal: The remains of an ...	Series	09/16	7,029 (0.75%)	379	14,163 (0.76%)	2.01
9	 <small>PS HOUSTON</small>  <small>PS NEW ORLEANS</small>  <small>PS SOUTHWEST</small>  <small>PS OKLAHOMA</small>	MLB Baseball (New) Texas Rangers at Tampa Bay Rays	Sports event	09/16	6,955 (0.74%)	657	10,909 (0.58%)	1.57
10		NHL Preseason Hockey (New) Boston Bruins at Montreal Canadiens	Sports event	09/16	5,964 (0.64%)	595	10,067 (0.54%)	1.69

Episodes Report (Airtime)

RANK	NETWORK(S)	PROGRAM	TYPE	DATE	UNIQUES (Share)	FOLLOWERS/ UNIQUE	TWEETS (Share)	TWEETS/ UNIQUE
1		Dancing With the Stars (New) The couples perform for the judges.	Series	09/16	112,800 (12.02%)	502	204,094 (10.88%)	1.81
2		WWE Monday Night RAW (New) Night of Champions PPV results. Did Randy Orton...	Series	09/16	44,661 (4.76%)	661	155,874 (8.31%)	3.49
3		Sleepy Hollow (New) Pilot: Ichabod Crane finds himself 250 years in...	Series	09/16	23,966 (2.55%)	521	46,085 (2.46%)	1.92
4		Under the Dome (New) Curtains: Secrets are revealed; Big Jim wants t...	Series	09/16	10,507 (1.12%)	447	24,948 (1.33%)	2.37
5		Basketball Wives (New) Tasha's jokes land her and Suzie in trouble wit...	Series	09/16	10,045 (1.07%)	1,007	20,518 (1.09%)	2.04
6		Bones (New) The Secrets in the Proposal: The remains of an ...	Series	09/16	7,029 (0.75%)	379	14,163 (0.76%)	2.01
7		Grease Experience the friendships, romances and advent...	Feature Film	09/16	7,310 (0.78%)	398	8,199 (0.44%)	1.12
8		WWE Night of Champions Randy Orton vs. Daniel Bryan; CM Punk vs. Curti...	Sports non-event	09/16	4,351 (0.46%)	564	5,955 (0.32%)	1.37
9		Today (New) Author Samantha Geimer; chefs Giada De Laurenti...	Series	09/16	4,314 (0.46%)	826	5,873 (0.31%)	1.36
10		Today (New) Author Samantha Geimer; chefs Giada De Laurenti...	Series	09/16	3,833 (0.41%)	788	5,188 (0.28%)	1.35

Sports Events Report











RANK	NETWORK(S)	PROGRAM	TYPE	DATE	UNIQUES (Share)	FOLLOWERS/ UNIQUE	TWEETS (Share)	TWEETS/ UNIQUE
1	  	NFL Football Pittsburgh Steelers at Cincinnati Bengals: Quar...	Sports event	09/16	196,981 (21.00%)	569	380,254 (20.28%)	1.93
2		English Premier League Soccer Swansea City AFC vs. Liverpool FC	Sports event	09/16	19,524 (2.08%)	690	47,617 (2.54%)	2.44
3		NHL Preseason Hockey New York Rangers at New Jersey Devils	Sports event	09/16	16,347 (1.74%)	594	27,348 (1.46%)	1.67
4	    	MLB Baseball Texas Rangers at Tampa Bay Rays	Sports event	09/16	15,246 (1.63%)	645	23,903 (1.27%)	1.57
5	 	MLB Baseball Los Angeles Dodgers at Arizona Diamondbacks	Sports event	09/16	12,500 (1.33%)	425	38,295 (2.04%)	3.06
6	 	MLB Baseball San Diego Padres at Pittsburgh Pirates	Sports event	09/16	12,629 (1.35%)	753	17,005 (0.91%)	1.35
7		NHL Preseason Hockey Boston Bruins at Montreal Canadiens	Sports event	09/16	11,382 (1.21%)	594	20,894 (1.11%)	1.84
8	  	MLB Baseball Cincinnati Reds at Houston Astros	Sports event	09/16	7,759 (0.83%)	458	17,826 (0.95%)	2.30
9	  	MLB Baseball St. Louis Cardinals at Colorado Rockies	Sports event	09/16	8,289 (0.88%)	658	11,667 (0.62%)	1.41
10	 	MLB Baseball Miami Marlins at Philadelphia Phillies	Sports event	09/16	8,014 (0.85%)	583	11,138 (0.59%)	1.39

Daily TV Rankings Date Range: Monday, Sep. 16, 2013

Free Report

To get access to full Twitter TV Rankings & Reports for 246 US TV networks and their programs please contact sgi@socialguide.com

Networks Report

RANK	NETWORK	UNIQUES (Share)	FOLLOWERS/ UNIQUE	TWEETS (Share)	TWEETS/ UNIQUE
1		336,365 (35.86%)	563	643,947 (34.34%)	1.91
2		225,391 (24.03%)	590	426,105 (22.72%)	1.89
3		204,556 (21.81%)	565	392,327 (20.92%)	1.92
4		57,492 (6.13%)	667	181,119 (9.66%)	3.15
5		56,736 (6.05%)	564	103,769 (5.53%)	1.83
6		39,654 (4.23%)	544	67,502 (3.60%)	1.70
7		41,229 (4.39%)	562	48,643 (2.59%)	1.18
8		30,758 (3.28%)	592	38,227 (2.04%)	1.24
9		27,232 (2.90%)	747	38,751 (2.07%)	1.42
10		26,405 (2.81%)	510	31,066 (1.66%)	1.18